



Hello

BookTrust is so excited to be working with your school to give away FREE copies of ***We're Going to Find the Monster!*** by **Malorie Blackman and Dapo Adeola** to your primary one classes.

Why are we doing this?

At BookTrust, we know that there is no wrong way to read a book. Whether families are discovering the story through the pictures, using books as conversation starters or deciding to share stories on the walk to school, every interaction with a book helps improve children's imagination and wellbeing.

Reading together often becomes less of a priority for families as homework begins, children start to read for themselves and life becomes more hectic. Our Time to Read packs aim to give families a helping hand so reading together can easily be integrated into school routines.

Why schools?

School is where children spend most of their week, and as a teacher you are one of their biggest influencers.

With your help, we'd love for children to come home raving about the great time they had exploring the story *We're Going to Find the Monster!* and to be excited about having their very own copy. You'll find ideas on how to get your class excited about the book on the other side of this letter.

How it works

- It's best to give these packs out to your class as soon as you receive them while children are still settling into their new school life.
- If you haven't received enough packs for all your primary one pupils, you can order more here: booktrust.org.uk/time-to-read
- Inside the box you'll find a classroom copy of the pack to help introduce pupils to *We're Going to Find the Monster!* — a brilliant book that explores the magic of the imagination.



booktrust.org.uk

   @Booktrust


  @BooktrustNI

©2022 BookTrust. Charity no: 313343

BookTrust is the UK's largest children's reading charity.
booktrust.org.uk




Ideas for using *We're Going to Find the Monster!* in your classroom



Use the book to talk to your class about the animal kingdom

In the book we see many wild animals on Charlie's and Eddie's journey. Try theming a lesson around the different animal groups from mammals to birds.



Messages on a white board

Mix up some magnetic letters on a white board and ask your class to form words. They could even be related to characters or animals in the story.


Join in online

We'd love to see how your lessons turn out. Share your ideas, find inspiration from other teachers and join in the conversation by using **#TimeToRead** on social media.

Thank you for supporting Time to Read!


Creative writing

Ask your class to design their own adventure. Who would your class like to meet if they were on their very own journey?



Maths

Introduce animals into your maths lessons. How many penguins are in a waddle? How many whales in a pod? How many wolves form a pack?



Create a display

Draw an outline of a big map. Talk about the different places from the story such as the high mountains or shimmering ocean, then ask your class to draw these, colour them in and cut them out to be added to the display.

