

Activity Idea:


Dinosaur Footprints



What you need: Paper, card or stones (anything you can paint on!), paint, pens or pencils and maybe a paintbrush.

- 1 Draw different sizes and shapes of dinosaur footprints and ask children to colour them in. They can use any colours and patterns they like!
- 2 Now you can hide your footprints around the room / garden/ park and go on a treasure hunt to find them. Where have the dinosaurs been? Were they big or small? What have they been doing?

Top tip: You can draw a simple dinosaur footprint by drawing a V shape or a half circle and adding 3 pointy toes!



Link to book: Ten Little Dinosaurs

For more activity ideas, visit booktrust.org.uk/storytellerwales

Syniad am Weithgaredd:


Ôl Traed Deinosor



Fe fydd angen: Papur, cerdyn neu gerrig (unrhyw beth y gallwch chi baentio arno!), paent, peniau neu benseli ac efallai brwsh paent.

- 1 Tynnwch luniau o olion traed deinosoriaid o wahanol feintiau a siapiau a gofyn i'r plant eu lliwio. Gallan nhw ddefnyddio unrhyw liwiau neu batrymau a fynnan nhw!
- 2 Nawr, gallwch chi guddio'ch olion traed o amgylch yr ystafell/ yr ardd/ y parc a mynd ar helpa drysor i ddod o hyd iddyn nhw. Ble mae'r deinosoriaid wedi bod? Oedden nhw'n fawr neu'n fach? Beth maen nhw wedi bod yn ei wneud?

Gair i gall: Gallwch chi dynnu llun ôl troed deinosor syml trwy ddechrau â siâp V neu hanner cylch ac ychwanegu 3 o fysedd traed pigfain!



Link to book: Deg Deinosor Bach

I gael rhagor o syniadau am weithgareddau, ewch i booktrust.org.uk/storytellerwales

Activity Idea:

What do animals do?



What you need: A box or bag to collect items. Space to move around.

- 1 Ask children to pretend to be farm animals using voice and body movement
- 2 Think about how the farm animals move – are they fast or are they slow? Do they jump? Crawl? Fly?
- 3 What sounds would they make?
- 4 Have the little ones seen any farm animals when they've been out and about?
- 5 Can they find anything else they recognise from the book? Can they collect plants or other items from the book indoors and outdoors.



Link to book: Little Observers: On the Farm
For more activity ideas, visit booktrust.org.uk/storytellerwales

Syniad am Weithgaredd:

Beth mae anifeiliaid yn ei wneud?



What you need: Bocs neu fag i gasglu eitemau. Lle i symud o gwmpas.

- 1 Gofynnwch i'r plant esgus bod yn anifeiliaid fferm gan ddefnyddio'r llais a symudiadau'r corff
- 2 Meddylwch am sut y mae anifeiliaid fferm yn symud – ydyn nhw'n gyflym neu'n araf? Ydyn nhw'n neidio? Yn cropian? Yn hedfan?
- 3 Pa synau fydden nhw'n eu gwneud?
- 4 Ydy'r plantos wedi gweld unrhyw anifeiliaid fferm pam maen nhw wedi codi allan?
- 5 Allan nhw ddod o hyd i unrhyw beth arall maen nhw'n ei adnabod o'r llyfr? Allan nhw gasglu planhigion neu eitemau eraill o'r llyfr, dan do ac yn yr awyr agored.



Link to book: Little Observers: On the Farm
I gael rhagor o syniadau am weithgareddau, ewch i booktrust.org.uk/storytellerwales

Activity Idea:

Throw a dragon dance party!



What you need: Any empty lidded containers, dried pasta or rice, wooden spoons, saucepans or boxes, items of clothing (ideally with a bit of colour or sparkle).

- 1 Put on a party just like the friends do in Amazing.
- 2 You can make instruments to play
- 3 You can make shakers by filling empty containers with lids (eg, a drink bottle) with pasta or rice. Secure the lids safely and let the children shake them and make some noise!
- 4 Parents can recreate something similar at home or turn wooden spoons and saucepans into drums.
- 5 Can you dress up in different outfits? Maybe you can make or find props like headbands or party hats to wear?



Link to book: Amazing

For more activity ideas, visit booktrust.org.uk/storytellerwales

Activity Idea:

Throw a dragon dance party!



What you need: Any empty lidded containers, dried pasta or rice, wooden spoons, saucepans or boxes, items of clothing (ideally with a bit of colour or sparkle).

- 1 Put on a party just like the friends do in Amazing.
- 2 You can make instruments to play
- 3 You can make shakers by filling empty containers with lids (eg, a drink bottle) with pasta or rice. Secure the lids safely and let the children shake them and make some noise!
- 4 Parents can recreate something similar at home or turn wooden spoons and saucepans into drums.
- 5 Can you dress up in different outfits? Maybe you can make or find props like headbands or party hats to wear?



Link to book: Amazing

For more activity ideas, visit booktrust.org.uk/storytellerwales

Activity Idea:

Exploring different emotions



What you need: Just a mirror if you have one.

- 1 Ask children if they can act out feelings e.g. snappy like a crocodile; excited like a jumping kangaroo.
- 2 If you have a mirror handy, children can watch their own facial expressions.
- 3 Encourage children to get active by playing happy and you know it e.g:

Happy - clap your hands


Cross - stamp your feet

Sad - wipe your tears

Tired - close your eyes / stretch and yawn




Link to book: Super duper you! For more activity ideas, visit booktrust.org.uk/storytellerwales



Syniad am Weithgaredd:

Archwilio gwahanol emosiynau



Fe fydd angen: Dim ond drych, os oes gennych chi un.

- 1 Gofynnwch i'r plant a ydyn nhw'n gallu actio teimladau e.e. pigog fel crocodeil; llawn cyffro fel cangarw yn neidio.
- 2 Os oes gennych chi ddrych wrth law, gallai'r plant yllio'r ystumiau ar eu hwynebau eu hunain.
- 3 Anogwch y plant i ddod yn rhan o bethau trwy chwarae Os wyt ti'n hapus gad i'm wybod e.e.

...hapus - dyro glap

...unig - dyma gwtsh


...drist - dwed bŵ hŵ

...gysglyd - cau dy lygaid



Link to book: Seren Orau'r Sêr

I gael rhagor o syniadau am weithgareddau, ewch i booktrust.org.uk/storytellerwales



Activity Idea:

Make your own sensory discovery chest

What you need: A box; various sensory items of different shapes and sizes.

- 1 Fill a box or any container with different sensory items children can pull out eg a pine cone, a sponge, a feather, a ball.
- 2 Invite them to explore the different shapes and sizes of the objects. Can you find something soft? Can you find something hard? Can you find something cold? Can you find something you've never seen before?
- 3 You can talk about what they like/don't like about the objects.




Link to book: The Koala Who Could
For more activity ideas, visit booktrust.org.uk/storytellerwales

Syniad am Weithgaredd:

Gwneud eich bocs darganfyddiadau synhwyraidd eich hun

Fe fydd angen: Bocs, eitemau synhwyraidd amrywiol o wahanol siapiau a meintiau.

- 1 Llenwch focs neu unrhyw gynhwysydd â gwahanol eitemau synhwyraidd y gall y plant eu tynnu allan e.e. mochyn coed, sbwng, pluen, pêl.
- 2 Gwahoddwch nhw i feddwl am wahanol siapiau a meintiau'r eitemau. Allwch chi ddod o hyd i rywbeth meddal? Allwch chi ddod o hyd i rywbeth caled? Allwch chi ddod o hyd i rywbeth oer? Allwch chi ddod o hyd i rywbeth dydych chi erioed wedi'i weld o'r blaen?
- 3 Gallwch chi siarad am y pethau y maen nhw'n eu hoffi/ ddim yn eu hoffi am yr eitemau.



Link to book: Cefin y Coala Carcus
I gael rhagor o syniadau am weithgareddau, ewch i booktrust.org.uk/storytellerwales

Activity Idea:

Imagination clouds

What you need: 8 tbsp plain flour,
2 tbsp table salt, 60ml warm water, 1 tbsp
vegetable oil and Food colouring (optional)

Ask the children to make their own playdough clouds

- 1 Help the children to measure and mix the salt and flour together. In a separate bowl mix the water, oil and food colouring (if you have some). Add the water mix to the flour mix slowly and bring together with a spoon. Put some flour on a dry surface and use your hands to knead the dough. You can add food colouring to make any colour dough you like
- 2 Can they make their clouds look like different animals, objects or food?
- 3 Ask the children to explore the clouds outside. What shapes can they see? Do the clouds change shape and size and turn into something else?



Link to book: Little Cloud

For more activity ideas, visit booktrust.org.uk/storytellerwales

Syniad am Weithgaredd:

Cymylau dychymyg

Fe fydd angen: 8 llwy fwrdd o flawd plaen,
2 lwy fwrdd o halen cyffredin, 60ml o ddŵr cynnes
1 llwy fwrdd o olew llysiau, Lliwiau bwyd (dewisio)

Gofynnwch i'r plant wneud eu cymylau eu hunain o does chwarae

- 1 Helpwch y plant i fesur a chymysgu'r halen a'r blawd â'i gilydd. Mewn dysgl arall, cymysgwch y dŵr, yr olew a'r lliwiau bwyd (os oes gennych chi rai). Ychwanegwch y cymysgedd dŵr â'r cymysgedd blawd yn araf deg a dod â phopeth at ei gilydd â llwy. Rhowch ryw faint o'r blawd ar arwyneb sych a defnyddio'ch dwyllo i dylino'r toes. Gallwch chi ychwanegu lliwiau bwyd i wneud toes o unrhyw liw
- 2 Allan nhw wneud i'w cymylau edrych fel gwahanol anifeiliaid, eitemau neu fwydydd?
- 3 Gofynnwch i'r plant edrych ar y cymylau yn yr awyr. Pa siapiau allan nhw eu gweld? Ydy'r cymylau'n newid siâp a maint ac yn troi i ddod yn rhywbeth arall?



Link to book: Cwmwl Bychan

I gael rhagor o syniadau am weithgareddau,
ewch i booktrust.org.uk/storytellerwales