


# ELMER'S COLOURFUL CHRISTMAS



## ACTIVITY PACK



from Andersen Press




Celebrating 10 Years of Elmer's Christmas by David McKee

# Make an Elmer garland decoration

- Copy this activity sheet multiple times onto card and cut out the elephant and ear templates.
- Punch holes where indicated.
- Decorate the elephant and ear shapes using paint, colouring pencils, felt tips and crayons. Try making your designs as colourful as possible; you can find inspiration in the first Elmer story and *Elmer's Special Day*.
- Fold the ears along the tab and glue onto each elephant shape.
- String the elephants together using a long piece of ribbon or string and hang them on the wall.

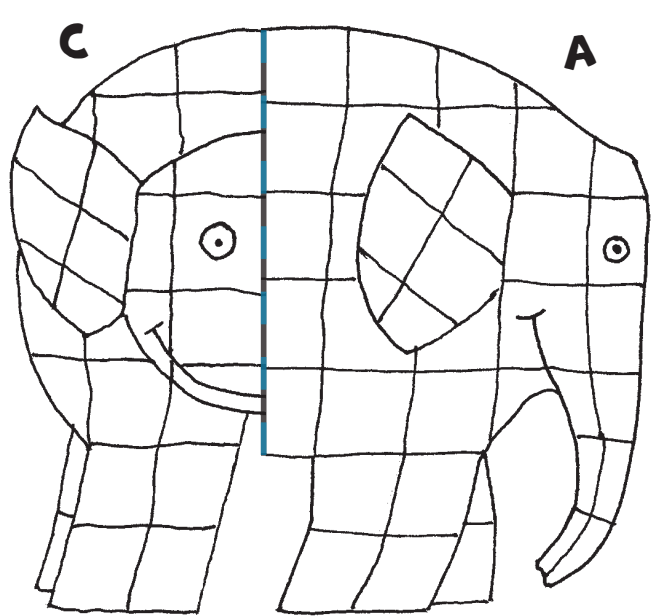
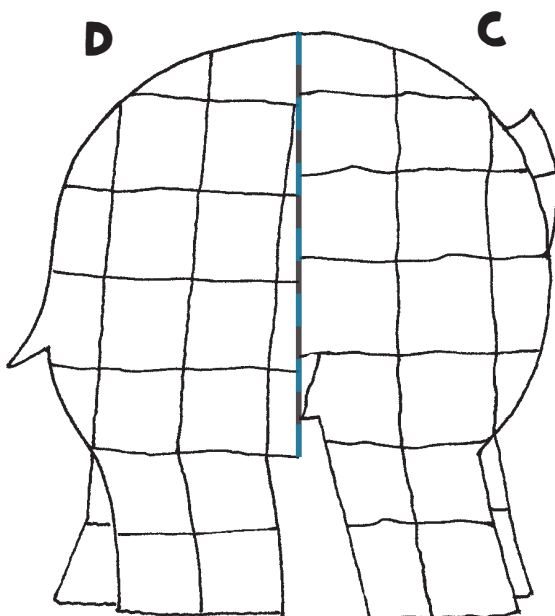
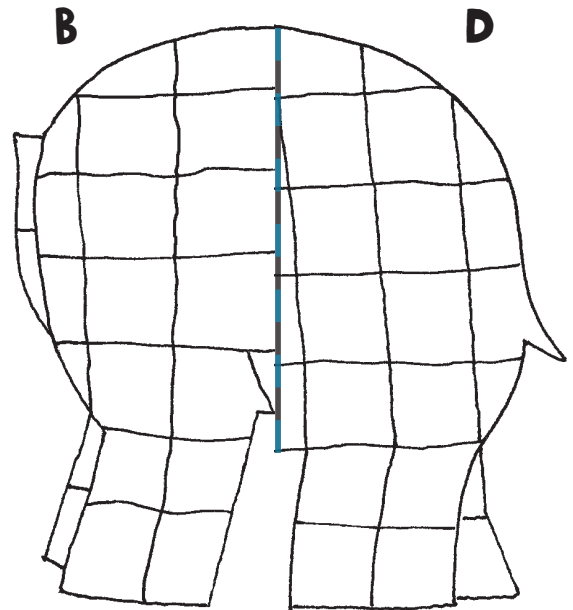
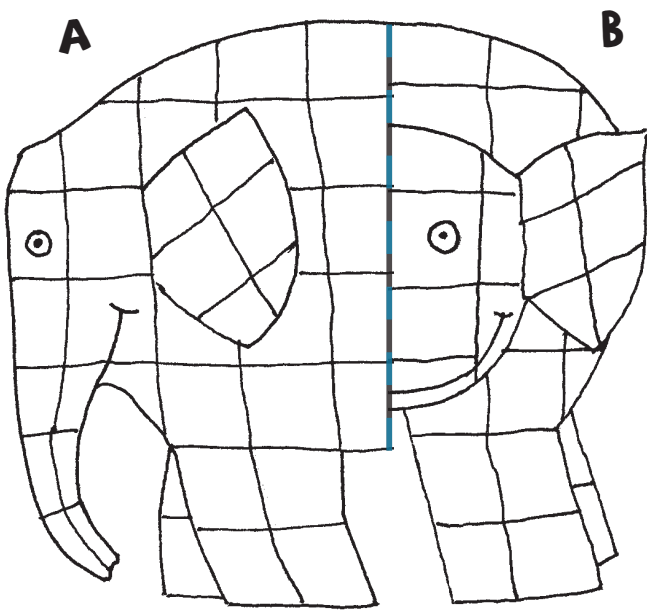


# MAKE AN **ELMER** CHRISTMAS CARD



# Make an Elmer tree decoration

- Colour in Elmer's patches on each of the four templates. Make him as colourful as possible!
- Write the corresponding letters on the back of the templates (this will be very useful later!) Then cut carefully around all 4 templates.
- Apply glue to the blank sides of each template, leaving a gap at the very top of each one.
- Stick the sections marked A together, making sure all the edges match up. Repeat the process with sections B, C and D. Your Elmer should now be able to stand up!
- Fold a piece of ribbon or string in half and place a small piece of sticky tape over the ends. Then insert it into the gap at the top where you did not use any glue. Pinch it together to make sure the string sticks.



# ELMER'S DICE GAME!

This game is suitable for two players. Each player should choose a picture and take turns to roll the dice. Match the number to the colours below your picture and colour all patches with that number. The first to colour Elmer wins the game!








**Player 1**

1 2 3 4 5 6

**Player 2**

1 2 3 4 5 6

# Celebrate Christmas with Elmer



Find more fun activities at [Elmer.co.uk](http://Elmer.co.uk)

  @elmerthepatchworkelephant